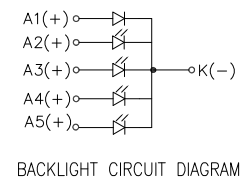
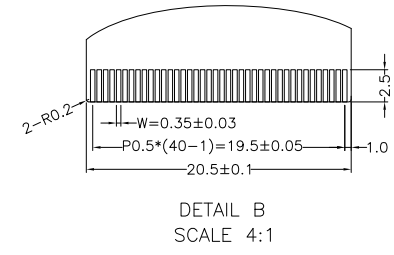
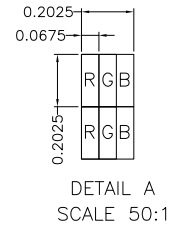


TFT PIN DESCRIPTION	
PIN	SYMBOL
1	GND
2	NC
3	NC
4	NC
5	NC
6	GND
7	VCC
8	IOVCC
9	FMARK
10	CS
11	RS
12	WR
13	RD
14	DB0
15	DB1
16	DB2
17	DB3
18	DB4
19	DB5
20	DB6
21	DB7
22	DB8
23	DB9
24	DB10
25	DB11
26	DB12
27	DB13
28	DB14
29	DB15
30	RESET
31	IMO
32	GND
33	A1
34	A2
35	A3
36	A4
37	A5
38	K
39	GND
40	GND



IMO	INTERFACE	DATA BUS
1	16BIT MCU	DB0~DB15
0	8BIT MCU	DB0~DB7

- NOTES:
1. DISPLAY TYPE: TN TFT, TRANSMISSIVE, NORMALLY WHITE
  2. OPERATING VOLTAGE: VCC=2.8V
  3. VIEWING DIRECTION: 6 O'CLOCK
  4. DRIVER IC: ST7789V2
  5. OPERATING TEMP.: -20°C ~ 70°C
  6. STORAGE TEMP.: -30°C ~ 80°C
  7. LED BACKLIGHT: 5-CHIP WHITE LED, If=100mA, Vf=2.7V~3.5V
  8. SURFACE LUMINANCE: 360CD/M<sup>2</sup>(TYP.)
  9. TOP POLARIZER SURFACE TREATMENT: ANTI-GLARE
  10. GENERAL TOLERANCE: ±0.2
  11. ROHS COMPLIANT

**MIL** MULTI-INNO TECHNOLOGY CO.,LTD.

DRAWN BY:	CAROL	2019.06.03		MODULE P/N:
CHECKED BY:			SCALE : 1/1	MIO320YT-1
APPROVED BY:			UNIT: mm	DESCRIPTION:
VERSION NO:	01		SHEET NO.: 1/1	TFT MODULE

VER.	REVISED DESCRIPTION	REVISER	DATE
01	FIRST ISSUE	CAROL	2019.06.03